


MOBILE STORAGE



Drawer Tray Handling and Storage

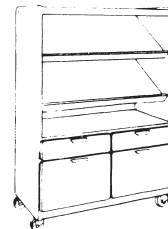
69683 1194mmL 550mmW 1550mmH
47" 21-5/8" 60-3/4"

24 #69000 tote trays included with cabinet. Door lock is also included.

Publication Display and File Storage

69733 890mmL 550mmW 1550mmH
35" 21-5/8" 60-3/4"

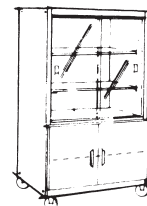
Upper section with two sloping shelves and lower section with four drawers; lock on drawers.



Display

69743 890mmL 550mmW 1550mmH
35" 21-5/8" 60-3/4"


Upper unit with locked glass sliding doors enclosing two adjustable shelves; cupboard with adjustable shelf and lock on door.



General Storage

69693 890mmL 550mmW 1550mmH
35" 21-5/8" 60-3/4"

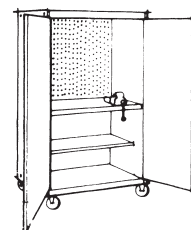
Three full depth shelves; lock on door.



Tool/Work Bench

69763 890mmL 550mmW 1550mmH
35" 21-5/8" 60-3/4"

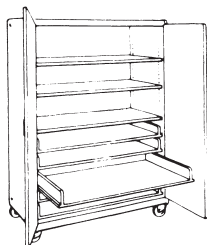
Upper section has perforated lining for tool display and storage; #86420 Utility Vise is attached to work top; one adjustable shelf; lock on door.



Flat Stock Storage

69713 890mmL 550mmW 1550mmH
35" 21-5/8" 60-3/4"

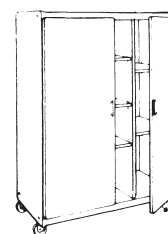
Two adjustable shelves; one fixed shelf; four heavy duty pullout shelves for flat stock up to 420mm x 813mm x 140mm (17"x32"x5-1/2"); lock on door.



Adjustable Compartmental Storage

69783 890mmL 550mmW 1550mmH
35" 21-5/8" 60-3/4"

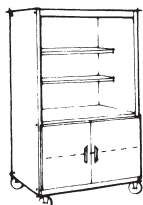
Three vertical spaces 267mm (10-1/2") wide and nine adjustable shelves; permits arrangement of compartments 267mm x 460mm (10-1/2"x18") front to back; lock on door.



Counter and Storage

69723 890mmL 550mmW 1550mmH
35" 21-5/8" 60-3/4"

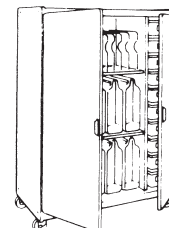
Upper section with two adjustable shelves, lower section cupboard with one adjustable shelf, lock on door.




Material Transport

69793 1194mmL 550mmW 1550mmH
47" 21-5/8" 60-3/4"

Contains eight #69000 tote trays; eight #14220 carryalls, and twenty vertical dividers for boards and tray storage; lock on door.



TRANSPORTS



Cupboard Transport

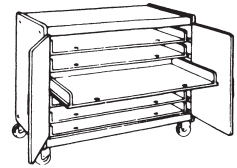
39863 890mmL 550mmW 895mmH
35" 21-5/8" 35-1/4"

Integral hardwood top; four swivel casters; two with locking brakes; lock on door.

Flat Storage Transport

39911 890mmL 710mmW 895mmH
35" 28" 35-1/4"

Integral hardwood tops; four swivel casters, two with locking brakes. Six heavy duty pull out shelves for flat stock up to 610mm x 813mm x 140mm (24"x32"x 5-1/2").



Cupboard Drawer Transport

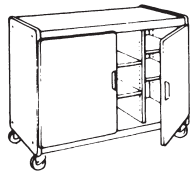

39903 890mmL 550mmW 895mmH
35" 21-5/8" 35-1/4"

Integral hardwood top; four swivel casters; two with locking brakes; locks on drawers and doors.

Drawer Storage Transport

39909 890mmL 710mmW 895mmH
35" 28" 35-1/4"

Integral top; four swivel casters, two with locking brakes; seven drawers; each with lock.



Compartmental Transport

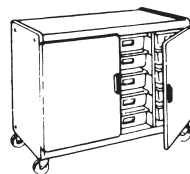

39883 890mmL 550mmW 895mmH
35" 21-5/8" 35-1/4"

Integral hardwood top; four swivel casters; six adjustable shelves; nine compartments 267mm (10-1/2") wide; lock on door.

Supply Cart

39909 915mmL 610mmW 915mmH
36" 24" 36-1/2"

Shelved top and shelf. Reinforced bolted construction. Four swivel casters, two with locking brakes.



Tray Drawer Transport


39893 1194mmL 550mmW 895mmH
47" 21-5/8" 35-1/4"

Integral hardwood top; four swivel casters; two with locking brakes; lock on door; 12 #69000 tote trays. Tray runners to have automatic drawer stop and tray to be easily removable.

Supply Transport

72346 787mmL 431mmW 940mmH
31" 17" 37"

Two shelves with side rails to contain material, flat bottom shelf. Four swivel casters, two with locking brakes.



Flat Storage Transport

39913 890mmL 710mmW 895mmH
35" 28" 35-1/4"

Integral hardwood tops; four swivel casters, two with locking brakes. Six heavy duty pull out shelves for flat stock up to 610mm x 813mm x 140mm (24"x32"x 5-1/2").

Media Transport

72321 1168mmL 724mmW 990mmH
46" closed 28-1/2" 39"
1549mmL
61" open

Four swivel casters, two with locking brakes; two 110V outlets and 12 feet of power cord; one media cabinet 1016mm x 330mm x 686mm (40" x 13" x 27") with lock on door; one media cabinet 1016mm x 330mm x 686mm (40" x 13" x 27") with one adjustable shelf. Ideal for transporting variety of media and required projection equipment. Media cabinets can be removed from transport and inserted in EC Support System for work room usage.

